



NATIONAL APEX CHAMBER

Growth Prospects of the Indian Economy: Road to US \$5 Trillion Economy

May 2018



**PHD RESEARCH BUREAU
PHD CHAMBER OF COMMERCE AND INDUSTRY**



NATIONAL APEX CHAMBER

Growth Prospects of the Indian Economy: Road to US \$5 Trillion Economy

Contents

S.No	Topic	Page No.
1	Gross Domestic Product	3
2	Agriculture Sector Growth	4
3	Service Sector Growth	5
4	Industry Sector Growth	5
5	Wholesale Price Index (WPI)	6
6	Core Infrastructure	7
7	Fiscal Deficit	7
8	Consumer Price Index (CPI)	8
9	Exports	9



NATIONAL APEX CHAMBER

Growth Prospects of the Indian Economy: Road to US \$5 Trillion Economy

Introduction

As the global economy is well on its way to a faster and firmer growth in 2018 with recovery in the world economy gaining momentum on account of an improvement in both advanced economies and emerging-market countries, the International Monetary Fund forecasted the global growth to grow by 3.9% during 2018.

India's GDP growth which saw a temporary dip in the last two quarters of 2016-17 and the first quarter of 2017-18 due to demonetisation and the landmark introduction of Goods and Services Tax (GST) forcing the businesses to adjust to the new regime has gained momentum. The teething problems of GST and demonetization have surfaced and the economic activity has begun to stabilize since August 2017. The IMF has projected India's economic growth to accelerate at 7.4% in FY2018-19 and 7.8% in FY2019-20 in contrast to 6.7% during FY2017-18 lifted by strong private consumption as well as fading transitory effects of the currency exchange initiative and implementation of the national goods and services tax. The economic survey for 2017-18 pegs the figure of India's growth at 7-7.5% for the financial year 2018-19.

In response to this it has been observed that the services sector continue to remain the main driver of economic growth coupled with industrial activity poised to grow, with manufacturing expected to accelerate following the implementation of the GST. The agriculture sector is expected to grow owing to expectation of good monsoons. Further various other macroeconomic indicators such as GDP, Wholesale Price Index (WPI), Consumer Price Index (CPI), Index of Industrial Production (IIP), Fiscal Deficit, Core Infrastructure etc have been taken to analyze the performance of the Indian economy over the years starting from FY2013-14.

1. Gross Domestic Product (GDP)

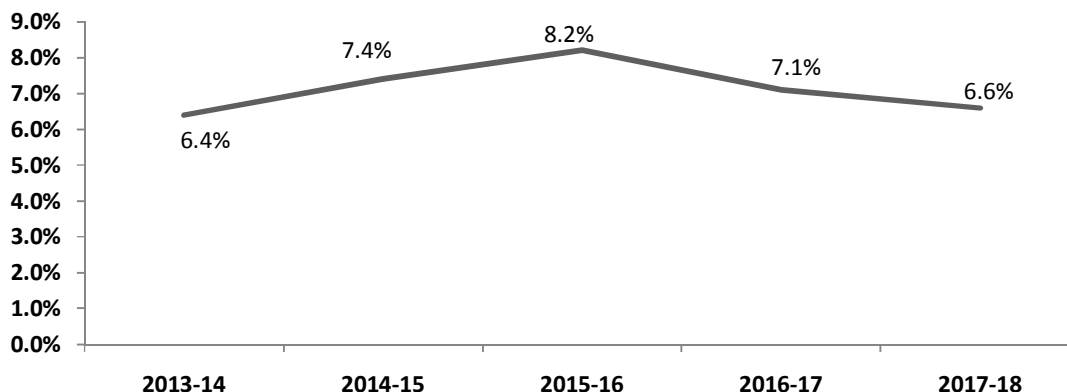
As per the second advanced estimates of national income, the real Gross Domestic Product (GDP) is estimated to grow at 6.6% for 2017-18. An impressive growth rate of 7.2% was achieved in the third quarter (Oct-Dec) of FY2017-18 as opposed to 6.5% in the second quarter (Jul-Sept). The strong growth in the third quarter of the FY2018 was contributed by all the three major sectors of the economy.



NATIONAL APEX CHAMBER

Growth Prospects of the Indian Economy: Road to US \$5 Trillion Economy

Chart 1: Growth rate of Gross Domestic Product



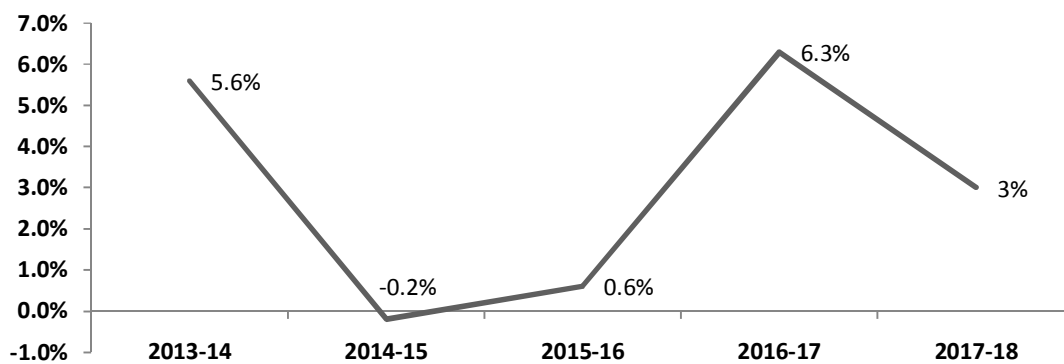
Source: PHD Research Bureau, data compiled from Ministry of Statistics and Programme Implementation, Economic Survey 2017-18

The agricultural sector registered a growth of 4.1% in the third quarter as compared to 2.7% in the second quarter. In the Industry segment the manufacturing sector grew to 8.1% in the third quarter in comparison to 6.9% in the third quarter while the construction sector grew to 6.8% during October-December from mere 2.8% during July-September for the FY2018. Public Administration, defence and other services under the head of the service industry grew from 5.6% in the second quarter to 7.2% in the third quarter for the FY2018.

2. Agriculture Sector Growth

Production in agriculture plays a vital role in the Indian economy. To meet the needs of the food requirements of the increasing population of India, the expansion in the agricultural production ought to be inevitable.

Chart 2: Growth rate of Agriculture Sector



Source: PHD Research Bureau, data compiled from Ministry of Statistics and Programme Implementation; Note: Agriculture sector includes Agriculture, Forestry and Fishing



NATIONAL APEX CHAMBER

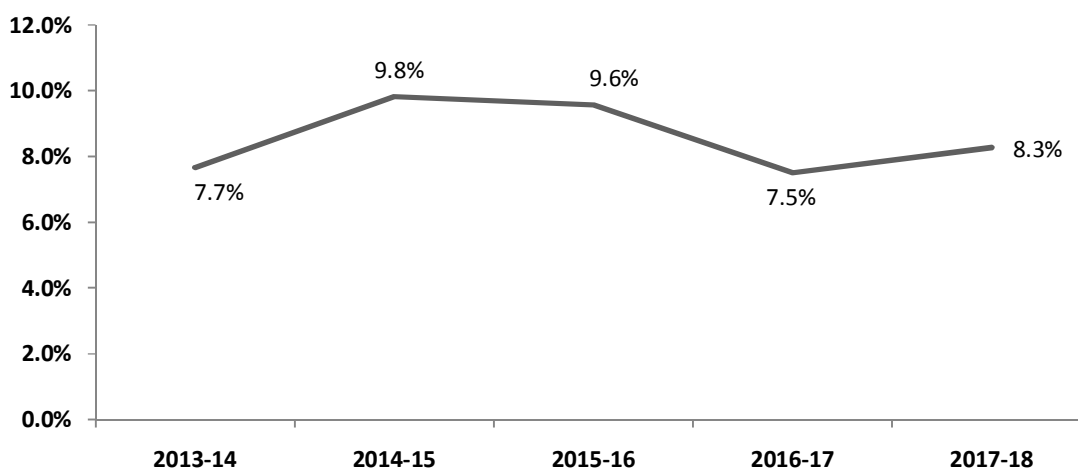
Growth Prospects of the Indian Economy: Road to US \$5 Trillion Economy

The growth rate in the agriculture sector for the FY2017-18 was recorded at 3% as compared to a growth rate of 0.6% in FY2015-16. There was an impressive increase in the growth rate of this sector to 6.3% for the FY2016-17.

3. Services Sector Growth

The service sector being the dominant player in the developing countries has started playing a major role in their economic development of India. Today in India, the services sector growth contributing to GDP accounts for 8.3% for the FY2017-18.

Chart 3: Growth Rate of Services Sector



Source: PHD Research Bureau, data compiled from Ministry of Statistics and Programme Implementation; Note: The data for services sector includes Trade, Hotels, Communication and services related to broadcasting, Financial, real estate and professional services, Public Administration, defence and other services

For the time period 2016-17, the service sector growth contributing to GDP was recorded at 7.5%.

4. Industry Sector Growth

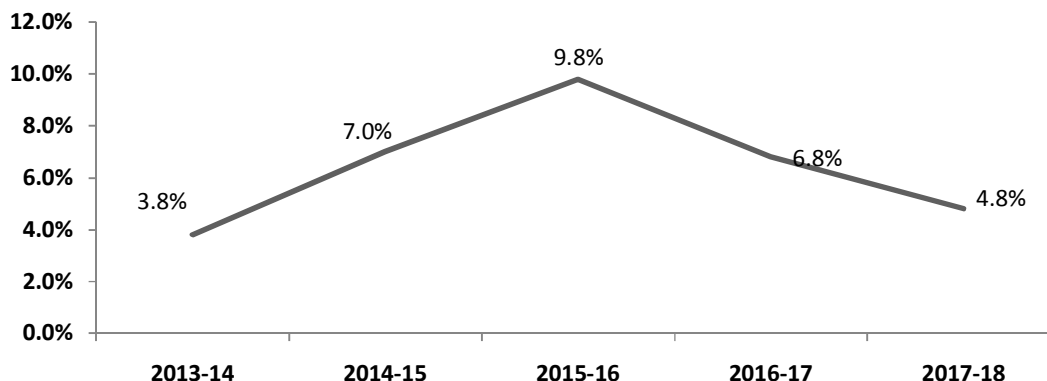
Growth in industry output stood at 4.8% for FY2017-18 as compared to a growth rate of 6.8% for FY2016-17. The pace of growth for the financial year 2017-18 can be accorded to the manufacturing and electricity sectors that showed a growth of 5.1% and 7.3%.



NATIONAL APEX CHAMBER

Growth Prospects of the Indian Economy: Road to US \$5 Trillion Economy

Chart 4: Growth rate of industry sector



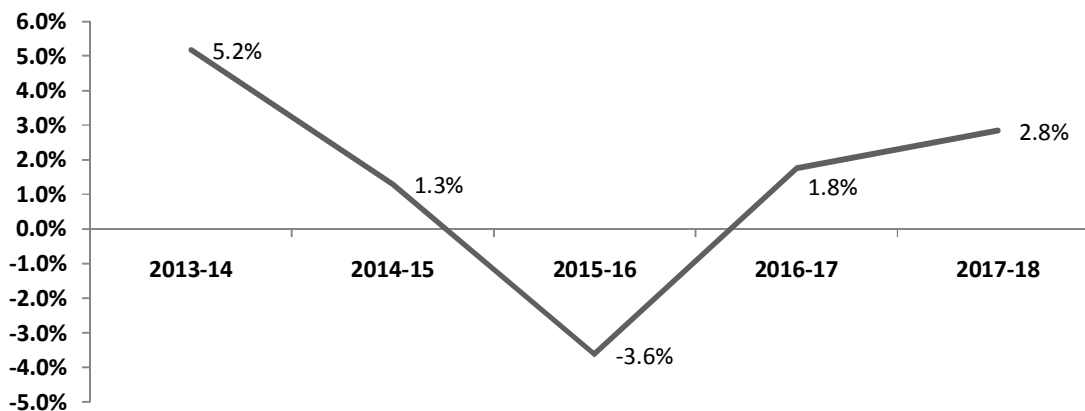
Source: PHD Research Bureau, data compiled from Ministry of Statistics and Programme Implementation; Note: The data for industry includes Mining and Quarrying, Manufacturing, Electricity, Gas, Water Supply and other utility services

During Oct-Dec 2018, the Industry sector registered a growth of 6.8% in contrast to a growth of 5.9% for the second quarter for financial year 2017-18. For the first quarter of the FY2017-18, this growth rate was mere 0.1%.

5. Wholesale Price Index (WPI)

The Wholesale Price Index (WPI) grew to 2.8% for the FY2017-18 as compared to the growth of 1.8% for the FY2016-17. The rise in the inflation is thus a matter of concern which was once -3.6% for the FY2015-16. Currently for the month of April the WPI inflation grew at 3.18% in contrast to the growth of 2.47% in March 2018. The rise in WPI inflation in the month of April 2018 is attributed to rise in the prices of potato (67.94%), fruits (19.47%), petrol (9.45%) and HSD (13.01%).

Chart 5: Growth rate of Wholesale Price Index



Source: PHD Research Bureau, data compiled from Office of Economic Advisor



NATIONAL APEX CHAMBER

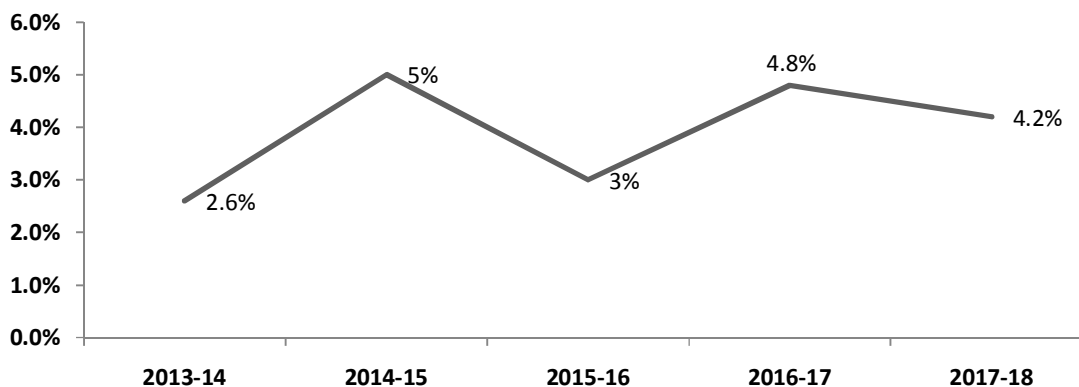
Growth Prospects of the Indian Economy: Road to US \$5 Trillion Economy

The official Wholesale Price Index for All Commodities (Base: 2011-12=100) for the month of April, 2018 rose by 0.7% to 116.8 (provisional) from 116.0 (provisional) for the previous month.

6. Core Infrastructure

The eight industries covered in the eight Core are namely Coal, Crude Oil, Natural Gas, Refinery Products, Fertilizers, Steel, Cement and Electricity. The index of eight core industries growth during 2017-18 was 4.2% as against 4.8% during 2016-17.

Chart 6: Growth rate of Core Infrastructure



Source: PHD Research Bureau, data compiled from Office of Economic Advisor

The fourth quarter of FY2017-18 (Jan-Mar) had shown a growth of 5.2% in contrast to a growth of 2.5% during the first quarter (Apr-Jun) of the same period. Currently the core infrastructure stands at 4.1% in March 2018 as against 5.4% in February 2018. The combined Index of Eight Core Industries stands at 138.0 in March, 2018, which was 4.1 % higher as compared to the index of March, 2017. Cement and Refinery products growth stands at 13% and 1% respectively in the month of March 2018.

7. Fiscal Deficit

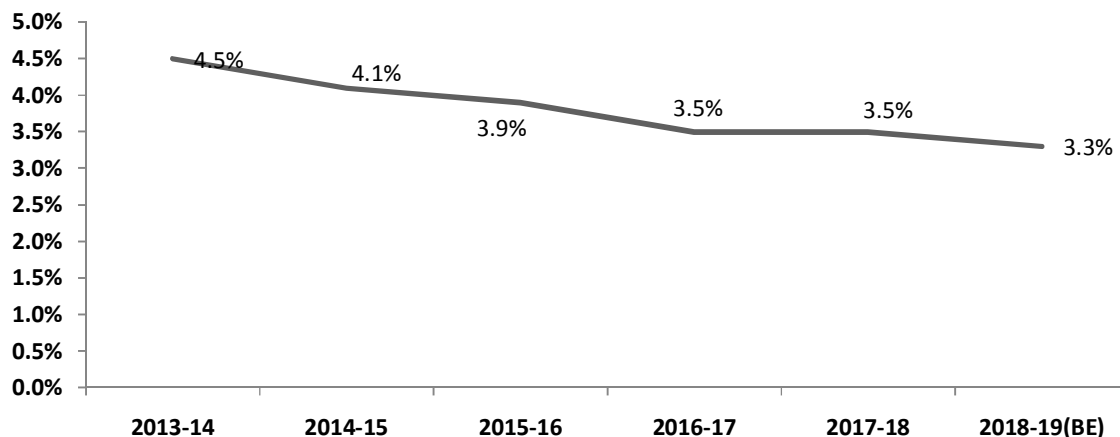
The gross fiscal deficit of the Central Government stands at 3.5% for the FY2017-18 and FY2016-17. The fiscal deficit is budgeted at 3.3% in the next financial year 2018-19.



NATIONAL APEX CHAMBER

Growth Prospects of the Indian Economy: Road to US \$5 Trillion Economy

Chart 7: Growth rate of Fiscal Deficit



Source: PHD Research Bureau, data compiled from Office of Economic Advisor; Note: BE stands for Budgeted Estimates

The current scenario indicates that the gross fiscal deficit of the Central government stands at 120.3% of the actual to budget estimates (BEs) at the end of February 2018 as compared to 113.4% of the actual to budget estimates in the corresponding period of the previous year. The primary deficit was registered at 414% of the actual to budget estimates at the end of February 2018 as compared to 393.8% of the actual to budget estimates during corresponding period of the previous year. The revenue receipts at the end of February 2018 of the central government stands at 78.2 % of the actual to budget estimates as compared with 76.9 % of the actual to budget estimates at the end of February 2017.

8. Consumer Price Index (CPI)

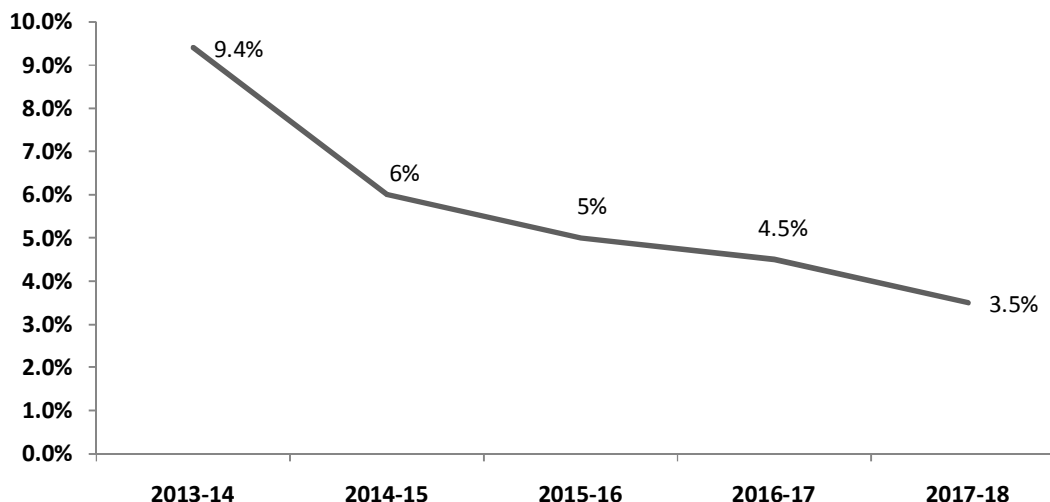
The economy witnessed a gradual transition from a period of high inflation to more stable prices in the last 5 years. Headline inflation measured by Consumer Price Index (CPI) has remained under control for the 5 successive years. The all India general average CPI inflation (combined) for FY2017-18 stands at 3.5% as compared to 4.5% during FY2016-17. In the first two quarters of FY2017-18, there was a moderate increase in prices, resulting in a low level of inflation of 2.2% in quarter one and 3% in quarter two. The third and fourth quarter witnessed an increase in the inflation rate of 4.6%.



NATIONAL APEX CHAMBER

Growth Prospects of the Indian Economy: Road to US \$5 Trillion Economy

Chart 8: Growth rate of Consumer Price Index



Source: PHD Research Bureau, data compiled from Ministry of Statistics and Programme Implementation; Note: Data for the financial year 2013-14 pertains to base year 2010

The all India general CPI inflation (Combined) for April 2018(Prov.) grows at 4.58% as compared to 4.28% in March 2018. Rate of inflation during April 2018 (Prov.) for the following are fruits (9.65%), housing (8.5%), pan, tobacco and intoxicants (7.91%), vegetables (7.29%) and egg (6.26%) etc.

9. Exports

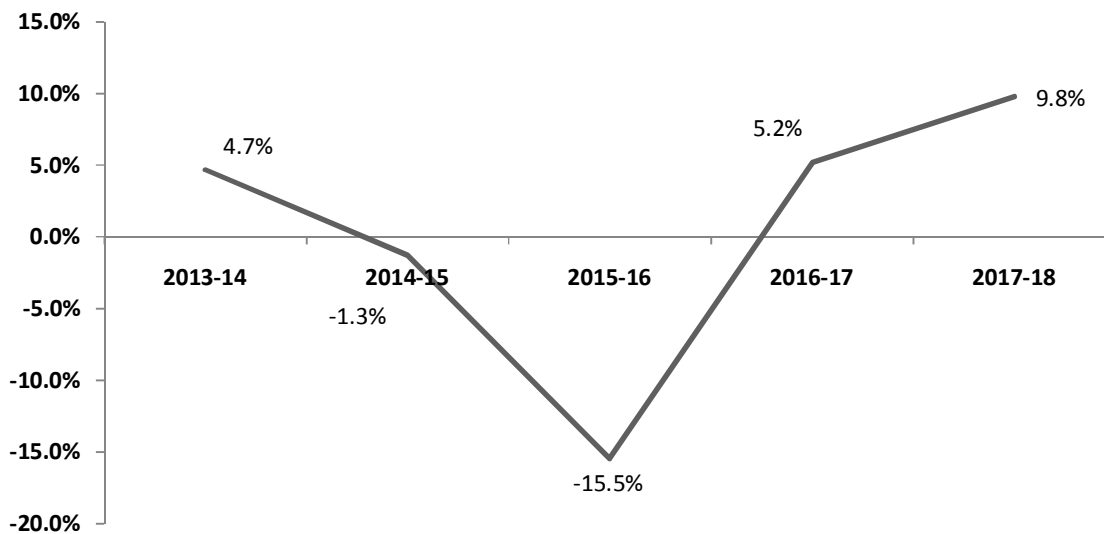
India's exports showed a mixed trend over the years as the growth rate in exports was recorded at 9.8% for the financial year 2017-18 as compared to the growth of 5.2% for the FY2016-17. The growth in India's exports was negative for the first and second quarter of 2016-17 at -2.1% and -0.8%. However in the third and fourth quarter of 2016-17, the performance of India's exports showed an impressive growth of 5.9% and 16.5%. In 2017-18, the first three quarters exhibited a high and positive growth of 10.8%, 13.3% and 13.9% while the fourth quarter (Jan-March) showed a decline in the growth of exports to 4.3%.



NATIONAL APEX CHAMBER

Growth Prospects of the Indian Economy: Road to US \$5 Trillion Economy

Chart 9: Growth rate of Exports



Source: PHD Research Bureau, data compiled from Office of Economic Advisor

Currently for the month of April 2018, India's merchandize exports have exhibited growth of 5.17% to value at USD 25.91 billion compared to USD 24.64 billion during April 2017. During April 2018, major commodity groups of export showing positive growth over the corresponding month of last year are Engineering Goods (17.63%); Organic & Inorganic Chemicals (38.48%); Drugs & Pharmaceuticals (13.56%); Cotton Yarn/Fabs/made-ups, Handloom Products etc. (15.66%); and Plastic & Linoleum (30.03%).

Conclusions

India's growth in recent years has been supported by prudent macroeconomic policy such as better quality of public expenditure energy subsidy reforms, fiscal consolidation, new inflation targeting framework and a stable balance of payment situation. Further, recent policy reforms have helped India improve the business environment, ease inflows of foreign direct investment (FDI) and improve credit behavior.

India has made progress on structural reforms in the recent past, including implementation of the goods and services tax, which will help reduce internal barriers to trade, increase efficiency and improve tax compliance. While the medium-term growth outlook for India is strong, an important challenge is to enhance inclusiveness. The main priorities for lifting constraints on job creation and ensuring that the demographic dividend is not wasted are to ease labour



NATIONAL APEX CHAMBER

Growth Prospects of the Indian Economy: Road to US \$5 Trillion Economy
market rigidities, reduce infrastructure bottlenecks and improve educational outcomes.

Going ahead, economic activity is expected to gather pace in 2018-19, benefitting from a conducive domestic and global environment. First, the teething troubles relating to implementation of the GST are almost over and credit off-take has improved in the recent period and is becoming increasingly broad-based, which indicate new investment activity as well as manufacturing sector to pick up in the coming times. Further, the growth in global trade has accelerated which should facilitate growth in trade in the economy and the upward momentum in global growth to give a boost to the economic growth in the coming times.

Finally, if the Indian economy is well on the way to a faster and firmer growth in the coming future with a progress in the economic reforms supported by prudent macroeconomic policy then India will reach a mark of US\$5 trillion economy by the year 2025.



NATIONAL APEX CHAMBER

**Growth Prospects of the Indian Economy: Road to US \$5 Trillion Economy
Study Team**

Dr. S P Sharma
Chief Economist

Ms. Megha Kaul
Associate Economist

Ms. Kriti Khurana
Research Associate

Disclaimer

“Growth Prospects of the Indian Economy: Road to US \$5 Trillion Economy” is prepared by PHD Chamber of Commerce and Industry to provide a broad view of the Indian Economy. This study may not be reproduced, wholly or partly in any material form, or modified, without prior approval from the Chamber.

It may be noted that this book is for guidance and information purposes only. Though due care has been taken to ensure accuracy of information to the best of the PHD Chamber’s knowledge and belief, it is strongly recommended that readers should seek specific professional advice before taking any decisions.

Please note that the PHD Chamber of Commerce and Industry does not take any responsibility for outcome of decisions taken as a result of relying on the content of this book. PHD Chamber of Commerce and Industry shall in no way, be liable for any direct or indirect damages that may arise due to any act or omission on the part of the Reader or User due to any reliance placed or guidance taken from any portion of this book.

Copyright 2018
ISBN: 978-93-84145-61-3
PHD Chamber of Commerce and Industry

ALL RIGHTS RESERVED.

No part of this book including the cover, shall be reproduced, stored in a retrieval system, or transmitted by any means, electronic, mechanical, photocopying, recording or otherwise, without the prior written permission of, and acknowledgement of the publisher (PHD Chamber of Commerce and Industry).



NATIONAL APEX CHAMBER

Growth Prospects of the Indian Economy: Road to US \$5 Trillion Economy

PHD Research Bureau

PHD Research Bureau; the research arm of the PHD Chamber of Commerce and Industry was constituted in 2010 with the objective to review the economic situation and policy developments at sub-national, national and international levels and comment on them in order to update the members from time to time, to present suitable memoranda to the government as and when required, to prepare State Profiles and to conduct thematic research studies on various socio-economic and business developments.

The Research Bureau has been instrumental in forecasting various lead economic indicators national and sub-national. Many of its research reports have been widely covered by media and leading newspapers. Recently, the Research Bureau has undertaken various policy projects of Government of India including Framework of University-Industry Linkages in Research assigned by DSIR, Ministry of Science & Technology, Study on SEZ for C&AG of India, Study on Impact of Project Imports under CTH 9801 for C&AG of India and has attracted a World Bank Project on free trade zones.

Research Activities	Comments on Economic Developments	Newsletters	Consultancy
<ul style="list-style-type: none"> Research Studies 	<ul style="list-style-type: none"> Macro Economy 	<ul style="list-style-type: none"> Economic Affairs Newsletter (EAC) 	<ul style="list-style-type: none"> Trade & Inv. Facilitation Services (TIFS)
<ul style="list-style-type: none"> State Profiles 	<ul style="list-style-type: none"> States Development 	<ul style="list-style-type: none"> Global Economic Monitor (GEM) 	<ul style="list-style-type: none"> Business Research Consultancy
<ul style="list-style-type: none"> Impact Assessments 	<ul style="list-style-type: none"> Infrastructure 	<ul style="list-style-type: none"> Trade & Inv. Facilitation Services (TIFS) newsletter 	
<ul style="list-style-type: none"> Thematic Research Reports 	<ul style="list-style-type: none"> Foreign exchange market 	<ul style="list-style-type: none"> State Development Monitor (SDM) 	
<ul style="list-style-type: none"> Releases on Economic Developments 	<ul style="list-style-type: none"> International Trade 	<ul style="list-style-type: none"> Forex and FEMA Newsletter 	
	<ul style="list-style-type: none"> Global Economy 		



NATIONAL APEX CHAMBER

Growth Prospects of the Indian Economy: Road to US \$5 Trillion Economy

Team, PHD Research Bureau

Dr. SP Sharma

Chief Economist

Email: spsharma@phdcci.in

Department of Economic Affairs and Research

Ms. Megha Kaul

Associate Economist

Developments in Economic
Policy

Ms. Areesha

Research Associate

Macroeconomic Developments
in National and International
arena

Ms. Abha Chauhan

Research Associate

State Developments

Ms. Kriti Khurana

Research Associate

Infrastructure (Social & Rural)

Department of Financial markets, Taxation and Research

Ms. Surbhi Sharma

Senior Research Officer

Banking, Finance and Taxation

Mr. Rohit Singh

Research Associate

India's Foreign Trade &
Investments, Ease of Doing
Business

Ms. Neha Gupta

Research Associate

FOREX and FEMA

Department of Industry Affairs

Mrs. Bhavana Rai

Research Officer

Industry Affairs

Ms. Sunita Gosain, Secretarial Assistant

Secretarial and Administrative Processes



NATIONAL APEX CHAMBER

Growth Prospects of the Indian Economy: Road to US \$5 Trillion Economy Studies undertaken by the PHD Research Bureau

A: Thematic research reports

1. Comparative study on power situation in Northern and Central states of India (September 2011)
2. Economic Analysis of State (October 2011)
3. Growth Prospects of the Indian Economy, Vision 2021 (December 2011)
4. Budget 2012-13: Move Towards Consolidation (March 2012)
5. Emerging Trends in Exchange Rate Volatility (Apr 2012)
6. The Indian Direct Selling Industry Annual Survey 2010-11 (May 2012)
7. Global Economic Challenges: Implications for India (May 2012)
8. India Agronomics: An Agriculture Economy Update (August 2012)
9. Reforms to Push Growth on High Road (September 2012)
10. The Indian Direct Selling Industry Annual Survey 2011-12: Beating Slowdown (March 2013)
11. Budget 2013-14: Moving on reforms (March 2013)
12. India- Africa Promise Diverse Opportunities (November 2013)
13. India- Africa Promise Diverse Opportunities: Suggestions Report (November 2013)
14. Annual survey of Indian Direct Selling Industry-2012-13 (December 2013)
15. Imperatives for Double Digit Growth (December 2013)
16. Women Safety in Delhi: Issues and Challenges to Employment (March 2014)
17. Emerging Contours in the MSME sector of Uttarakhand (April 2014)
18. Roadmap for New Government (May 2014)
19. Youth Economics (May 2014)
20. Economy on the Eve of Union Budget 2014-15 (July 2014)
21. Budget 2014-15: Promise of Progress (July 2014)
22. Agronomics 2014: Impact on economic growth and inflation (August 2014)
23. 100 Days of new Government (September 2014)
24. Make in India: Bolstering Manufacturing Sector (October 2014)
25. The Indian Direct Selling Industry Annual Survey 2013-14 (November 2014)
26. Participated in a survey to audit SEZs in India with CAG Office of India (November 2014)
27. Role of MSMEs in Make in India with reference to Ease of Doing Business in Ghaziabad (Nov 2014)
28. Exploring Prospects for Make in India and Made in India: A Study (January 2015)
29. SEZs in India: Criss-Cross Concerns (February 2015)
30. Socio-Economic Impact of Check Dams in Sikar District of Rajasthan (February 2015)
31. India - USA Economic Relations (February 2015)
32. Economy on the Eve of Union Budget 2015-16 (February 2015)
33. Budget Analysis (2015-16)
34. Druzhba-Dosti: India's Trade Opportunities with Russia (April 2015)
35. Impact of Labour Reforms on Industry in Rajasthan: A survey study (July 2015)
36. Progress of Make in India (September 2015)
37. Grown Diamonds, A Sunrise Industry in India: Prospects for Economic Growth (November 2015)
38. Annual survey of Indian Direct Selling Industry 2014-15 (December 2015)
39. India's Foreign Trade Policy Environment Past, Present and Future (December 2015)
40. Revisiting the emerging economic powers as drivers in promoting global economic growth (February 2016)
41. Bolstering MSMEs for Make in India with special focus on CSR (March 2016)
42. BREXIT impact on Indian Economy (July 2016)
43. India's Exports Outlook (August 2016)
44. Ease of Doing Business : Suggestive Measures for States (October 2016)
45. Transforming India through Make in India, Skill India and Digital India (November 2016)
46. Impact of Demonetization on Economy, Businesses and People (January 2017)

47. Economy on the eve of Budget 2017-18 (January 2017)
48. Union Budget 2017-18: A budget for all-inclusive development (January 2017)
49. Annual Survey of Indian Direct Selling Industry 2015-16 (February 2017)
50. Worklife Balance and Health Concerns of Women: A Survey (March 2017)
51. Special Economic Zones: Performance, Problems and Opportunities (April 2017)
52. Feasibility Study (socio-Economic Survey) of Ambala and Rohtak Districts in Haryana (March 2017)
53. Goods and Services (GST): So far (July 2017)
54. Reshaping India-Africa Trade: Dynamics and Export Potentiality of Indian Products in Africa (July 2017)
55. Industry Perspective on Bitcoins (July 2017)
56. Senior Housing: A sunrise sector in India (August 2017)
57. Current state of the economy (October 2017)
58. Equitable finance to fulfill funding requirements of Indian Economy (October 2017)
59. The Wall of Protectionism: Rise and Rise of Protectionist Policies in the Global Arena, (November 2017)
60. India-Israel Relations: Building Bridges of Dynamic Trade (October 2017)
61. Role of Trade Infrastructure for Export Scheme (TIES) in Improving Export Competitiveness (November 2017)
62. India - China Trade Relationship: The Trade Giants of Past, Present and Future (January 2018)
63. Analysis of Trade Pattern between India and ASEAN (January 2018)
64. Union Budget 2018-19 – (February 2018)
65. Ease of Doing Work for Women: A survey of Delhi NCR (February 2018)
66. Restraining Wilful Defaults: Need of the hour for Indian Banking System (March 2018)
67. Impact of GST on Business, Industry and Exporters (April 2018)
68. India – Sri Lanka Bilateral Relations: Reinforcing trade and investment prospects (May 2018)
- B: State profiles**
69. Rajasthan: The State Profile (April 2011)
70. Uttarakhand: The State Profile (June 2011)
71. Punjab: The State Profile (November 2011)
72. J&K: The State Profile (December 2011)
73. Uttar Pradesh: The State Profile (December 2011)
74. Bihar: The State Profile (June 2012)
75. Himachal Pradesh: The State Profile (June 2012)
76. Madhya Pradesh: The State Profile (August 2012)
77. Resurgent Bihar (April 2013)
78. Life ahead for Uttarakhand (August 2013)
79. Punjab: The State Profile (February 2014)
80. Haryana: Bolstering Industrialization (May 2015)
81. Progressive Uttar Pradesh: Building Uttar Pradesh of Tomorrow (August 2015),
82. Suggestions for Progressive Uttar Pradesh (August 2015)
83. State profile of Telangana- The dynamic state of India (April 2016)
84. Smart Infrastructure Summit 2016- Transforming Uttar Pradesh (August 2016)
85. Smart Infrastructure Summit 2016-Transforming Uttar Pradesh : Suggestions for the State Government (August 2016)
86. Rising Jharkhand: An Emerging Investment Hub (February 2017)
87. Punjab: Roadmap for the New Government Suggestions for the Industrial and Socio-Economic Development – Focus MSMEs ease of doing business (May 2017)
88. Prospering Himachal Pradesh: A Mountain of Opportunities (August 2017)
89. Kashmir: The way forward (February 2018)
90. Analysis of State Budgets for 2018-19: Select Sates (March 2018)

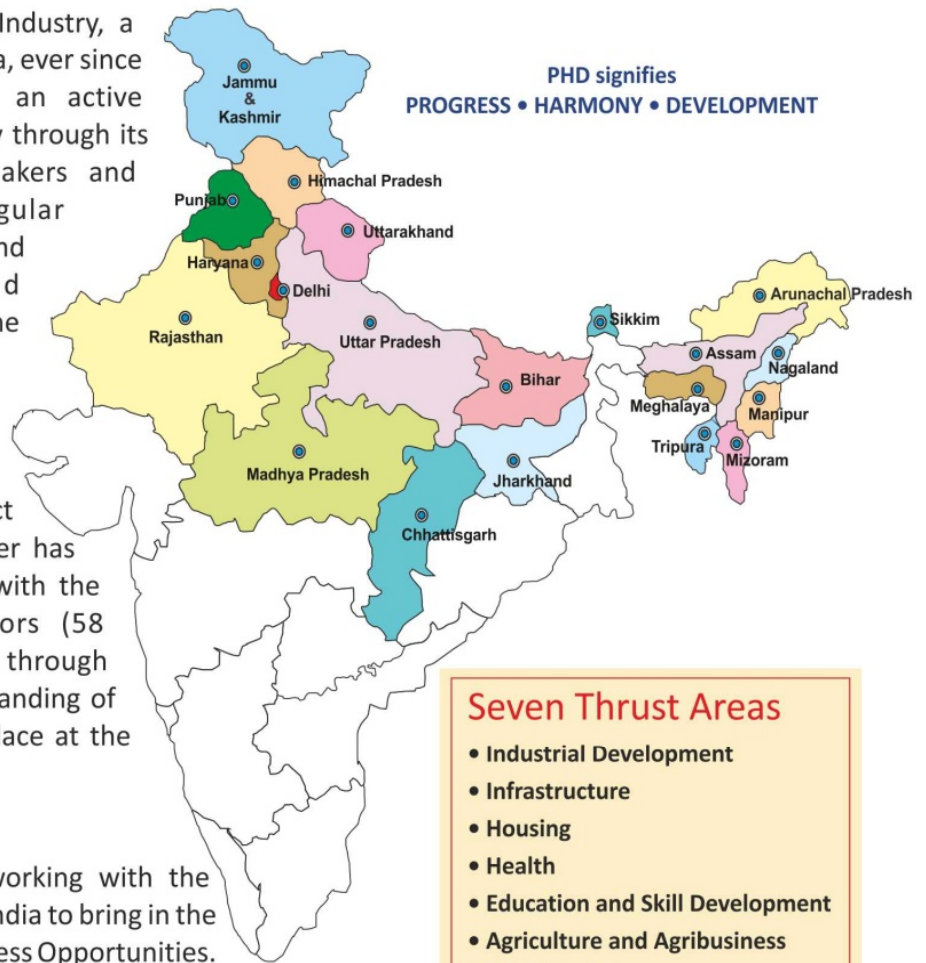


NATIONAL APEX CHAMBER

About the PHD Chamber

PHD Chamber of Commerce & Industry, a leading Industry Chamber of India, ever since its inception in 1905, has been an active participant in the India Growth Story through its Advocacy Role for the Policy Makers and Regulators of the Country. Regular interactions, Seminars, Conference and Conclaves allow healthy and constructive discussions between the Government, Industry and International Agencies bringing out the Vitals for Growth. As a true representative of the Industry with a large membership base of 48000 direct and indirect members, PHD Chamber has forged ahead leveraging its legacy with the Industry knowledge across sectors (58 Industry verticals being covered through Expert Committees), a deep understanding of the Economy at large and the populace at the micro level.

At a Global level we have been working with the Embassies and High Commissions in India to bring in the International Best Practices and Business Opportunities.



“We Walk Our Talk”



PHD CHAMBER OF COMMERCE AND INDUSTRY

PHD House, 4/2 Siri Institutional Area, August Kranti Marg, New Delhi - 110 016 (India) • Tel. : +91-11-2686 3801-04, 49545454, 49545400
Fax : +91-11-2685 5450 • E-mail : phdcci@phdcci.in • Website : www.phdcci.in, CIN: U74899DL1951GAP001947